

First in Quality. Built to **Last**.



SHRINK TUNNELS

PROFESSIONAL SERIES

EVERLASTING SHRINK PERFORMANCE

Streamline Solutions Professional Series Shrink Tunnels are the ultimate workhorse for your most abusive shrink applications.

MODELS

ST2008, ST2012, ST2016, ST2020, ST2408, ST2412, ST2416, ST2420, ST3608, ST3612, ST3616, ST3620, ST4808, ST4812, ST4816, ST4820, ST5608, ST5612, ST5616, ST5620, ST7008, ST7012, ST7016, ST7020

DURABILITY THAT CAN'T BE MATCHED

Streamline Solutions' Professional Series Shrink Tunnels provide top of the line features and the most robust tunnel design on the market today. Expertly welded from ¼" cold rolled steel, Streamline Solutions Professional Series Shrink Tunnels will withstand even the most abusive real world shrink wrap applications. As a measure of strength, Streamline Solutions tunnels weigh nearly twice as much as competitive models.



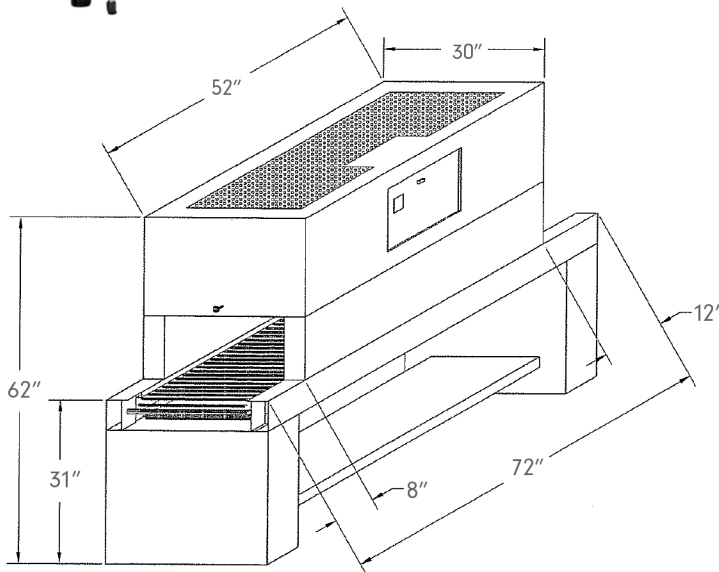
PROVEN RELIABILITY FOR YOUR NEEDS

They are designed and built to give you all the performance features needed for positive shrinking a wide variety of films including polyolefin, polyethylene, and PVC. Variable four-direction air flow, variable air velocity and delayed cool down are just some of the features that provide the durability you have come to rely on from Streamline Solutions. See for yourself why Streamline Solutions has been a leader in the shrink packaging industry for over 25 years.

STANDARD FEATURES

- Designed to seal most polyolefin, polyethylene, and PVC shrink films
- All-welded main frame from ¼" cold rolled steel
- Live roller, "dead" roller, or stainless steel mesh belt conveyor standard; optional plastic belt conveyor
- Sealed bearings (not bushings) on drive and idler shafts
- Adjustable solid state temperature control for a variety of films
- Four-directional air flow provides positive shrinking
- Variable air flow and air velocity for a variety of products and applications
- Bottom air flow adjustment – full on, ½ on, full off
- Large ducting creates more air volume inside tunnel
- Optional side plates (top and sides) for air flow patterning and quick changeover for different products
- Delayed cool down and over temperature protection
- Fold down electrical control panel for easy maintenance
- Live roller conveyor speed up to 67 fpm, mesh belt conveyor speed up to 100 fpm
- Heavy duty casters for transportation within plant
- Leveling legs provide sturdy base once in place
- Custom two part epoxy finish resists scratching
- Stainless steel models available
- 220v 3-phase standard, some models available in 220v single-phase or 480v 3-phase
- Easy to use design requires minimal training, maintenance, and trouble free operation
- Made in the USA

SHRINK TUNNELS PROFESSIONAL SERIES



- 1. Mesh belt**
Stainless steel mesh belt conveyor provides maintenance free operation
- 2. Live Roller**
Live roller conveyor provides a more finished look for retail packaging applications
- 3. Control panel**
Easy to use control panel lets users adjust for their specific application
- 4. Air flow knob**
Variable air flow adjustments at your fingertips
- 5. Inside of tunnel**
Four directional air flow provides positive shrinking
- 6. Shrunken box coming out of tunnel**
Positive shrinking on most polyolefin, polyethylene and PVC films

MODEL NUMBER	MACHINE DIMENSIONS			TUNNEL DIMENSIONS			ROLLER WIDTH	CONVEYOR LENGTH	STANDARD POWER			WEIGHT	SHP WT.
	WIDTH	HEIGHT	LENGTH	WIDTH	HEIGHT	LENGTH			VOLTS	AMPS	PHASE		
ST20	33"	56"-72"	74"	20"	4"-20"	52"	20"	72"	220	50	3	900 lbs	1200 lbs
	84 cm	142-183 cm	188 cm	51 cm	10-51 cm	132 cm	51 cm	183 cm	220	50	3	410 kg	546 kg
ST24	37"	56"-72"	74"	24"	4"-20"	52"	24"	72"	220	50	3	1000 lbs	1250 lbs
	94 cm	142-183 cm	188 cm	61 cm	10-51 cm	132 cm	61 cm	183 cm	220	50	3	455 kg	569 kg
ST36	49"	56"-72"	74"	36"	4"-20"	52"	36"	72"	220	50-60	3	1300 lbs	1600 lbs
	124 cm	142-183 cm	188 cm	91 cm	10-51 cm	132 cm	91 cm	183 cm	220	50-60	3	591 kg	728 kg
ST48	61"	56"-72"	74"	48"	4"-20"	52"	48"	72"	220	80-90-110	3	1700 lbs	2000 lbs
	155 cm	142-183 cm	188 cm	122 cm	10-51 cm	132 cm	122 cm	183 cm	220	80-90-110	3	773 kg	910 kg
ST56	69"	56"-72"	74"	56"	4"-20"	52"	56"	72"	220	90-110	3	2000 lbs	2300 lbs
	124 cm	142-183 cm	188 cm	142 cm	10-51 cm	132 cm	142 cm	183 cm	220	90-110	3	910 kg	1047 kg
ST70	83"	56"-72"	74"	70"	4"-20"	52"	70"	72"	220	90-110	3	2500 lbs	2800 lbs
	211 cm	142-183 cm	188 cm	179 cm	10-51 cm	132 cm	179 cm	183 cm	220	100	3	1138 kg	1274 kg

(866) 244-7700

www.streamlinesolutionsusa.com
info@streamlinesolutionsusa.com
P.O. Box 560775, Orlando, FL 32856